



Review Guide: Exclaimer Store Compressor

Putting you in control of your Exchange store

Exclaimer Store Compressor allows you to compress large Exchange stores, reducing the size of attachments and emails putting you in control of your Exchange store. It does this by giving you the ability to zip attached files, remove Internet Headers and HTML formatting from email messages and delete specific mail items that are older than a specific date.

If you are trying to maintain a strict limit on the amount of space each user mailbox is allocated, Exclaimer Store Compressor gives you the flexibility to control the mail items that are being stored in user's mailboxes. For example, some users may forget to empty their Deleted Items or Junk Mail folder, which in the most extreme cases can amount to many thousands of messages. Exclaimer Store Compressor can help you manage these and other items in your Exchange store more effectively.

Features include

- Compress individual emails by up to 90%
- Improve storage efficiency and reduce backup times
- Compress attachments in your Exchange store
- Delete emails, tasks and appointments older than a specific date
- Remove Internet Headers and HTML formatting to save space
- Attachments appear as standard compressed (.zip) files
- Runs as a service in the background, maintaining an efficient Exchange store without compromising system performance
- Manage mailbox limits by automatically deleting old email messages in the Deleted Items, Sent Items and Junk E-mail folders of your user's mailboxes
- Actively monitors the compression process checking the size of files before and after compression ensuring that only attachments that can be reduced in size are compressed
- Intelligently screens attachments so that only files that will compress in size are compressed
- Uses the same Application Programming Interface (API) as Microsoft Outlook™ for total scalability and security
- Log files are created so you can track exactly what happens to your Exchange store.

Why compress your store?

Well it's really about efficiently using the storage space you have to maintain the performance of your mail system. Large, inefficient Exchange stores can increase the amount of processing your mail server has to do when it accesses and searches through your organization's email, as well as making backups and disaster recovery take much longer.

By managing what your Exchange store contains, you can significantly reduce the amount of space taken up by items that almost never get used. For example, many users will forget to clear out their Deleted Items, Junk E-mail or Sent Items folders which in the most extreme cases can amount to many thousands of email messages per user mailbox. You can save up to 50% by automatically deleting mail items in these types of folder.

It is not only a case of deleting unwanted email messages in your Exchange store, space can also be saved by processing the email messages themselves. By removing Internet Headers, HTML formatting and compressing attachments you can reduce the size of individual email messages by up to 90%. These techniques allow you to reduce the size of a message without compromising the message itself, especially when used in conjunction with Exclaimer Mail Archiver.

By combining the saving that can be made from simply deleting un-required mail items with compressing individual email messages you can store considerably more information, more efficiently in your Exchange store.

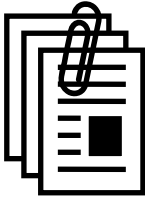
Summary

- Improve retrieval times from your Exchange store
- Improve your Exchange system performance
- Improve backup and disaster recovery times
- Reduce storage needs by up to 60%
- Reduces individual email size by up to 90%.

What it does to your email

The Exclaimer Store Compressor uses a number of different options to help compress your Exchange store. Allowing you to select exactly what options you want to use ensures complete control over exactly what elements of your Exchange store that you want to compress.

The bulk of your Exchange store is made up of email which can be compressed using a variety of different means. When the Store Compressor processes the store it works on the three main elements that make up an email message:



The Attachment(s) –

These are compressed as .zip files depending on the types of files they are. For example, only certain types of file can be compressed. The Store Compressor will analyze files that are already compressed to see if they can be compressed further by the compression engine. It will only compress files that will reduce in file size.



The Message –

In order to save even more space in your Exchange store you can also remove HTML and RTF formatting. This creates a Plain Text version of the message. It takes any images that may have been contained within the body of the message and adds them as a zipped attachment.




The Internet Headers –

These can be deleted as they do not form an integral part of the email message. For example, if you set the Internet Headers to be deleted after X number of days this gives you the time you might need should you want to track exactly which server delivered or relayed the message.

Simply processing these three elements can significantly reduce the size of an email message, which in turn helps to reduce the size of your Exchange Store.

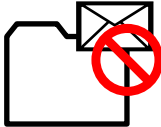
What it does to your folders

As well as compressing email messages and attachments it can also remove older items from specific folders in your mailbox. For example, you can remove items that are older than a certain number of days from your Deleted Items, Junk E-mail and Sent Items folders. It can even remove appointments and tasks that occurred in the past so that you aren't storing items unnecessarily.



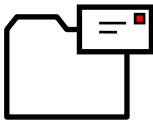
Deleted Items –

Users in some circumstances can have a significant number of items in their Deleted Items folder. The Store Compressor allows you to automate the deletion of email messages in user's Deleted Items folders.



Junk E-mail –

If your mail system runs a reasonably efficient anti-spam engine then the amount of junk e-mail in this folder will be minimal. Removing these junk email messages can help you save even more space in your Exchange store.



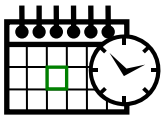
Sent Items –

Sent items make up almost half of the mail in your organization's Exchange store. Deleting sent email messages can dramatically reduce the overall size of your Exchange store.



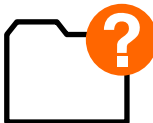
Tasks –

Although tasks usually only make up a very small percentage of your Exchange store it is recommended that to keep an efficient and well performing Exchange store you delete completed tasks after a specific number of days.



Appointments –

Again, appointments tend to only make up a small percentage of your Exchange store but it is best to maintain a consistent policy for removing items like appointments that occurred in the past.



Other Folders –

The Exclaimer Store Compressor does not process attachments in Appointments and Tasks. It will never process the Outbox, Drafts, Contacts or Journal folders in your Exchange store.

How it works

Setting it up

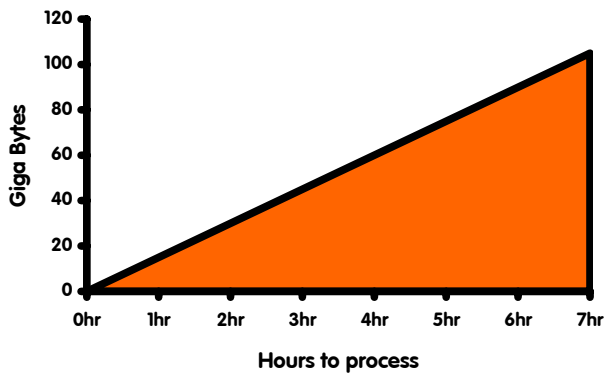
Exclaimer Store Compressor uses an easy to follow wizard to help guide you through the set up options. You can then select the options that you want to use on your organization's Exchange store.



Analyzing your Exchange store

In order to test how effective the settings you have selected work with your Exchange store you can run the Store Compressor in analysis mode. This will produce an extremely accurate estimate of exactly how much space will be reclaimed based on the contents of your store at the time the analysis was run.

This graph shows approximately how long it would take for the Exclaimer Store Compressor to process an Exchange store. The larger the store the longer it takes to process. However, there are a number of other factors that you also have to take into account. For example, the specification of the PC you are running it on, or if there are any other services taking up resources and processing capacity.

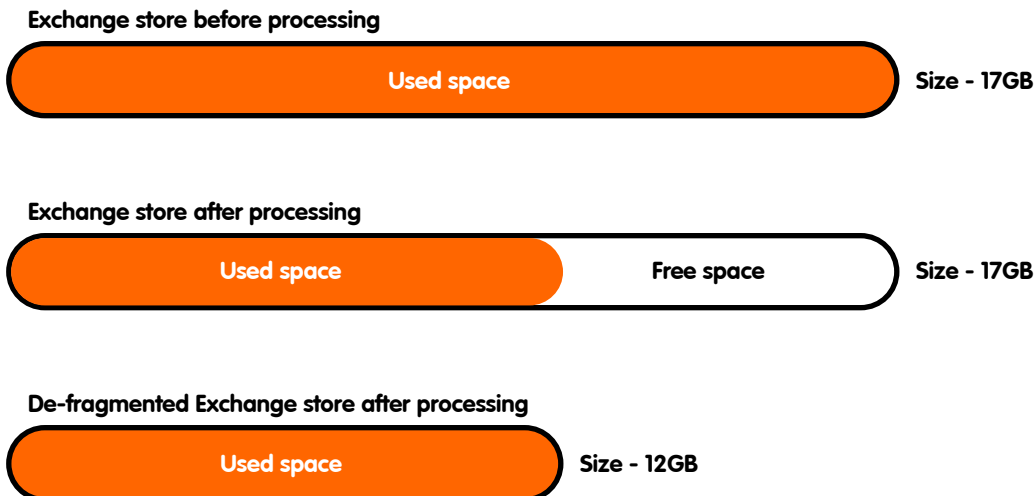


Communicating with your Exchange store

The Exclaimer Store Compressor uses Messaging Application Programming Interface (MAPI) which is a proven and dependable way of communicating with Exchange stores. It allows the Store Compressor to operate independently, processing messages without any special setup or treatment from your Exchange server. This API also ensures that the Store Compressor will process your Exchange store using the same protocols as Microsoft Outlook™, guaranteeing robust and reliable operation that won't corrupt your Exchange store.

Processing your Exchange store for the first time

When you run the Store Compressor for the first time, it will go through your entire Exchange store, processing every mailbox you selected in the Store Compressor settings. Once it has finished processing your Exchange store it is recommend that you de-fragment it so that you can see exactly how much smaller it has made it.



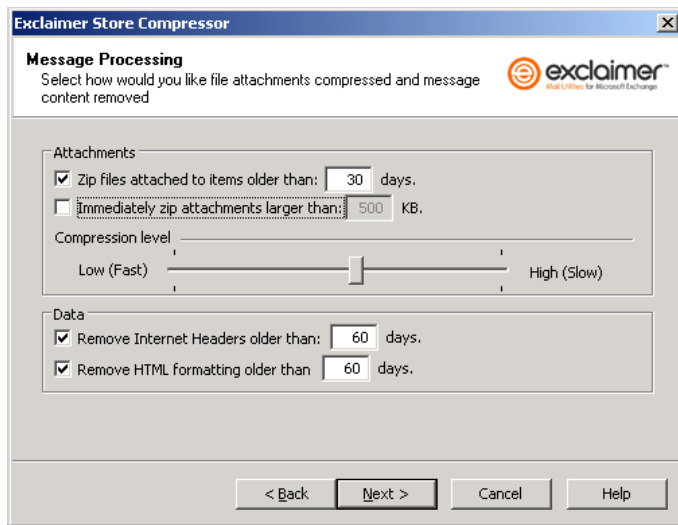
Running as a service

After the Store Compressor has finished processing your Exchange store (and you have de-fragmented it) Exclaimer Store Compressor will continue processing email messages as an 'idle priority' service. This way it will not overtax your store or impact on your Exchange server's normal operation as it only runs at full speed when no other application requires processing time.

For the purpose of efficiency, processed email messages are marked to avoid them being rescanned in subsequent passes. This ensures that new email messages can be quickly identified and dealt with accordingly.

The Exclaimer Store Compressor service will even continue to process mailboxes when you don't have the configuration application running or you are logged out of the system it is installed on.

The options you can use to compress your Exchange store



Attachments:

Zip attachments older than a specified number of days. – This zips attachments in email messages that are older than the number of days you specify.

Immediately process attachments larger than a specified file size. – This zips attachments that are larger than the file size you specify.

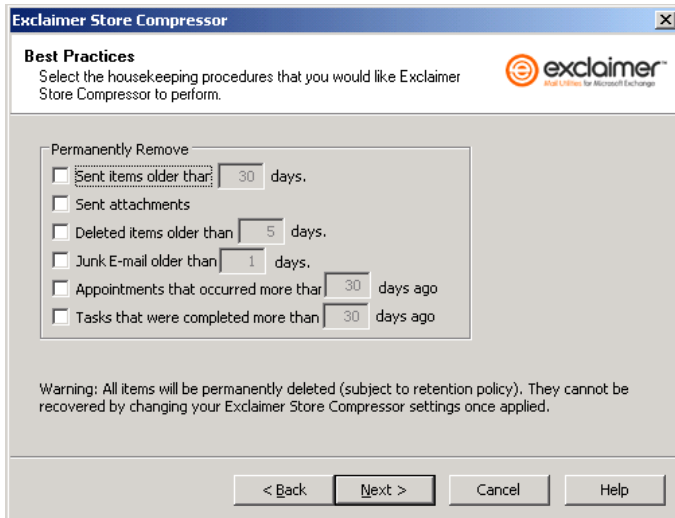
The slider bar allows you to adjust the amount you compress attachments by. The higher the compression the longer attachments will take to process.

Data:

Remove Internet Headers older than a specified number of days. – This removes Internet Headers from email messages that are older than the number of days you specify.

Remove HTML formatting older then a specified number of days. – This removes HTML and RTF formatting from email messages that are older than the number of days you specify, converting them into Plain Text versions.

Specifying '0' will allow you to process mail items immediately.



Permanently remove:

Sent items older than a specified number of days. – This permanently removes email messages in the Sent Items folder that are older than the number of days you specify.

Sent attachments – This permanently deletes files that are attached to email messages in the Sent Items folder.

Deleted items older than a specified number of days. – This permanently removes email messages in the Deleted Items folder that are older than the number of days you specify.

Junk E-mail older than a specified number of days. – This permanently removes email messages in the Junk E-mail folder that are older than the number of days you specify.

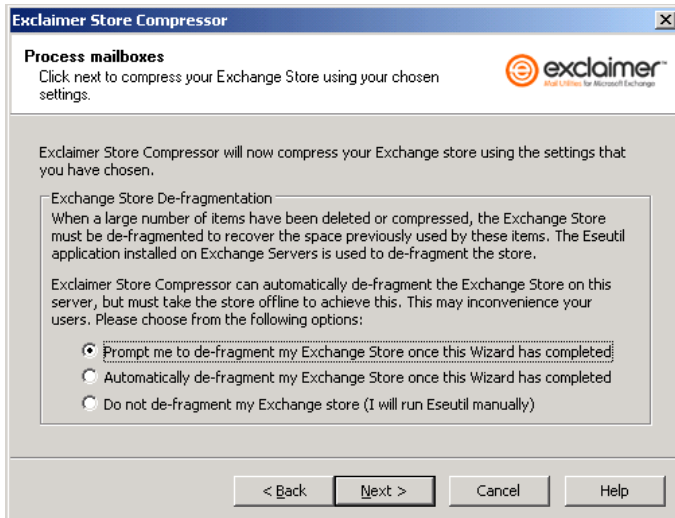
Appointments that occurred more than a specified number of days ago. – This deletes calendar appointments that are older than the number of days you specify.

Tasks that were completed more than a specified number of days ago. – This deletes tasks that are older than the number of days you specify.

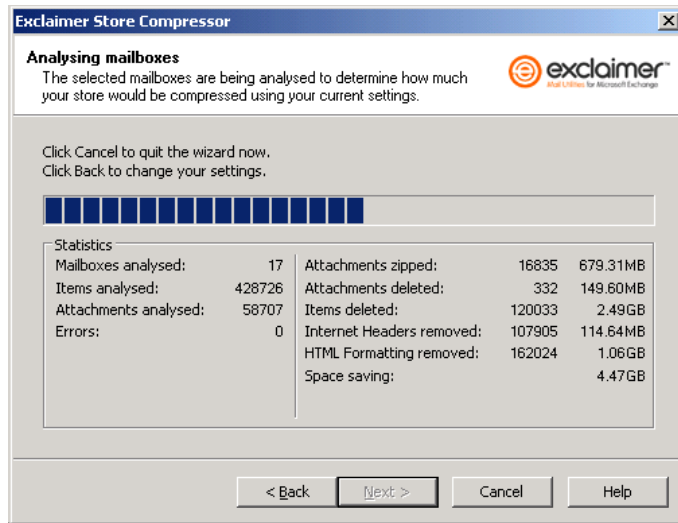
You do not have to select all of these options. You can pick and choose the ones that apply best to your situation, ensuring that you only process mail items that conform to your strict criteria.

De-fragment the Exchange store

To help manage your Exchange store more efficiently the Store Compressor prompts you to de-fragment it when it has finished being processed. If you choose to de-fragment your Exchange store Eseutil will de-fragment all the Exchange stores on your server, not just the one that you processed.



Statistics



The Exclaimer Store Compressor compiles statistics detailing the number of mail items processed. This is broken down in to:

Mailboxes analyzed – This counts the number of mailboxes processed.

Items analyzed – This counts the number of items (including email messages, appointments and tasks) that the Store Compressor has analyzed. This figure depends on the settings you select in the Store Compressor Control panel.

Attachments analyzed – This counts the number of attachments that have been analyzed.

Errors – This counts the number of errors that the Store Compressor has encountered.

Attachments zipped – This counts the number of attachments that have been zipped and the amount of space saved.

Attachments deleted – This counts the number of attachments that have been deleted and the amount of space saved.

Items deleted – This counts the number of items (including email messages, appointments and tasks) that have been deleted and the amount of space saved.

Internet Headers removed – This counts the number of email messages where the Internet Header has been removed and the amount of space saved.

HTML formatting removed – This counts the number of email messages where the HTML formatting has been removed and the amount of space saved.

Space saving – This details the total amount of space saved.

This allows you to see exactly what is being processed in your Exchange store and the amount of space the Exclaimer Store Compressor is saving you when you either first set it up or change the settings.

Reviewing the Exclaimer Store Compressor

We recommend that for evaluation purposes you install Exclaimer Store Compressor on the Exchange server that contains the Exchange store you'll be using. For system requirements and installation instructions you can download a copy of the Exclaimer Store Compressor manual at <http://www.exclaimer.com/documentation>.

IMPORTANT!

The trial version of this software will not compress your Exchange store; it will simply analyze it and display the results indicating exactly what it can process and how much space it will save you.

The initial analysis or processing of your Exchange store may take a little while depending on its size and the type of mail items it contains. The analysis/processing time can vary, taking anything from a few minutes to a few hours.

This initial analysis/processing is only done the first time you set up the Exclaimer Store Compressor. Once the Exclaimer Store Compressor has processed the existing mail items in your Exchange store it will continue to process new mail items as and when they require processing.

For more information go to <http://www.exclaimer.com> or contact:

Exclaimer UK Office

Suite 6, Old School Studios
40 Lynchford Road
Farnborough
Hampshire
GU14 6EF
United Kingdom

Telephone: +44 (0) 845 050 2300
Fax: +44 (0) 845 050 4044

Exclaimer US Office

Exclaimer Ltd Landmark Buildings
230 Park Avenue,
Suite 864
New York,
NY 10169
USA

Telephone: 1-888-450-9631
Fax: 1-888-450-9632

Exclaimer Canadian Office

210-150 Isabella Street
Ottawa
Ontario
Canada
K1S 1V7

Telephone: 1-800-474-2345
Fax: 1-613-237-4483

Exclaimer South African Office

1st Floor Block B
Wierda Mews
41 Wierda Road
West Wierda Valley
Sandton
South Africa

Telephone: +27 (0) 11 784 9800
Fax: +27 (0) 11 784 9804/5

© 2007 Exclaimer Ltd. All right reserved. Exclaimer Store Compressor and other Exclaimer devices are either registered trademarks or trademarks of Exclaimer Ltd in the United Kingdom and/or other countries.